

Utica Shale Local Support Series



We are proud to announce...



A 2017 Report

OHIO'S OIL AND GAS INDUSTRY PROPERTY TAX PAYMENTS

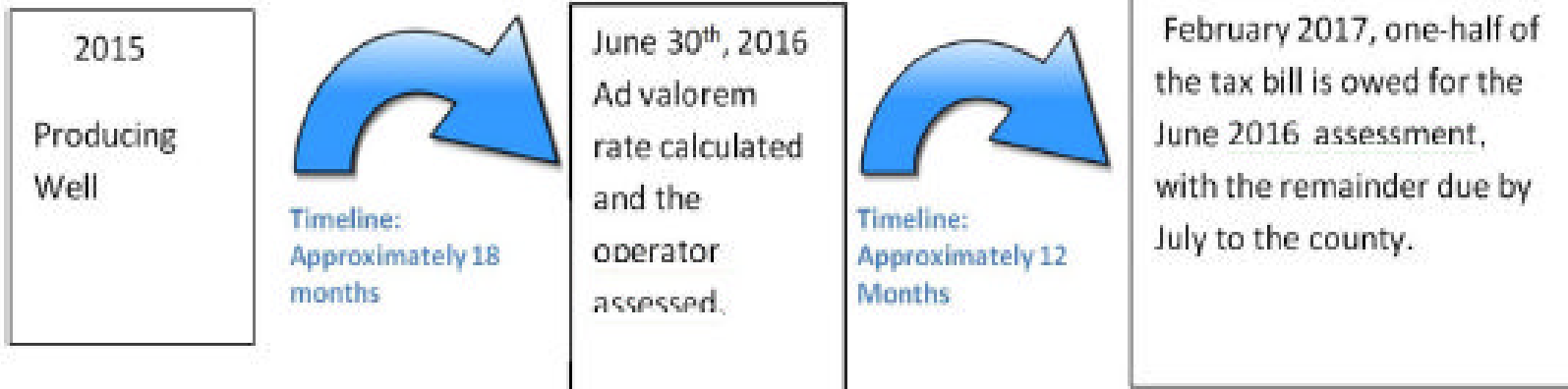
As Prepared by The Ohio Oil and
Gas Association and Energy In Depth

THE UTICA SHALE LOCAL SUPPORT SERIES



Senior
Centers
Law Enforcement
Local School Funding
Cities taxes
townships
villages
INFRASTRUCTURE
consumer savings
JOBS
AFFORDABLE energy
economic
development
Roads & Bridges

Understanding Ad Valorem



Ad Valorem Top Level Findings



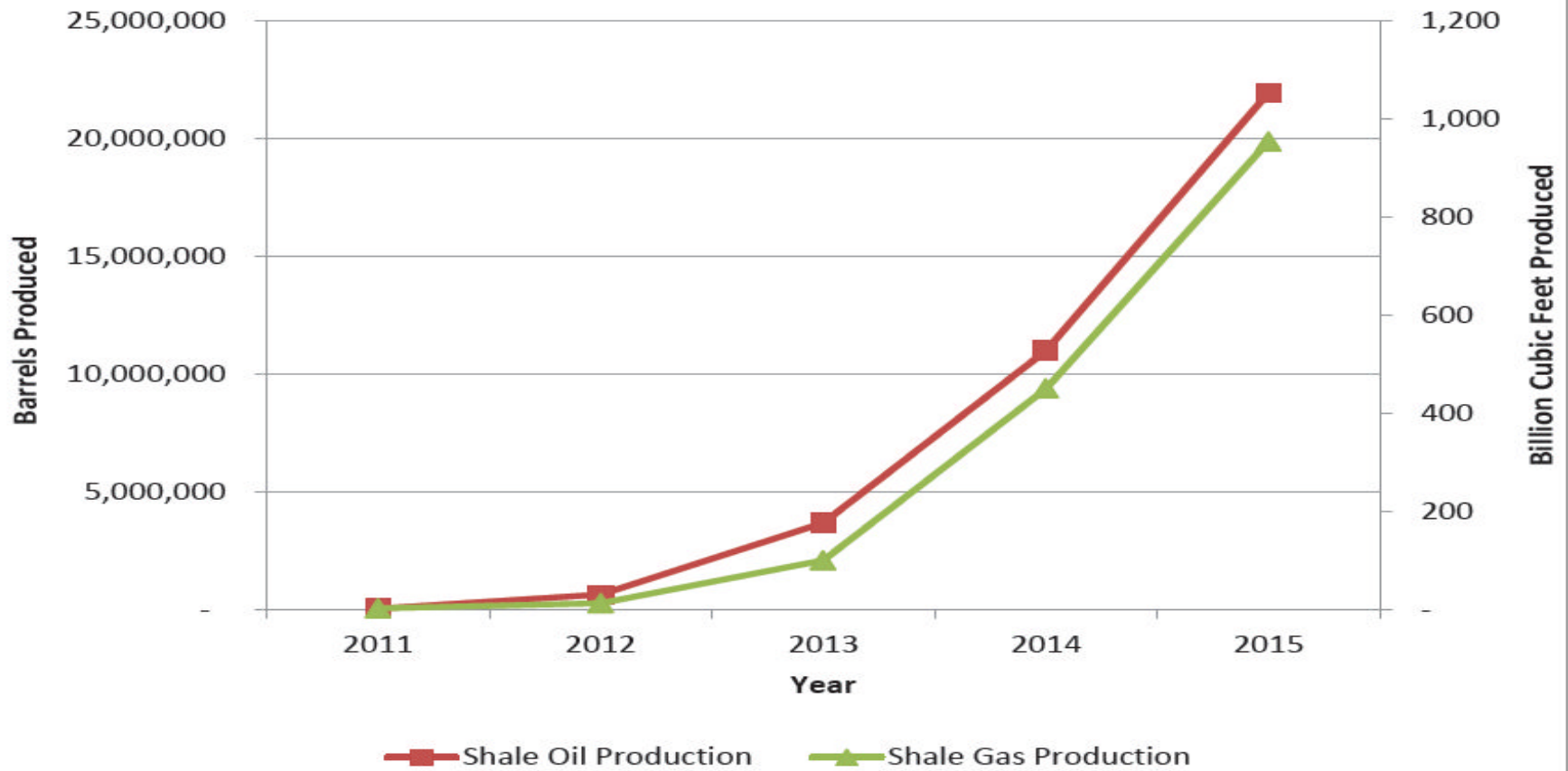
- **Real Estate Property Tax Paid for Eight Counties** **\$45.8 Million**

- **Projected Taxes To Be Paid (2016-2026)** **\$200-\$250 Million**

- **Amount Paid to Local Government/Schools** **100 Percent**

- **% of Tax Collection to Ohio Local Schools** **60-70 Percent**

Production 2011-2015

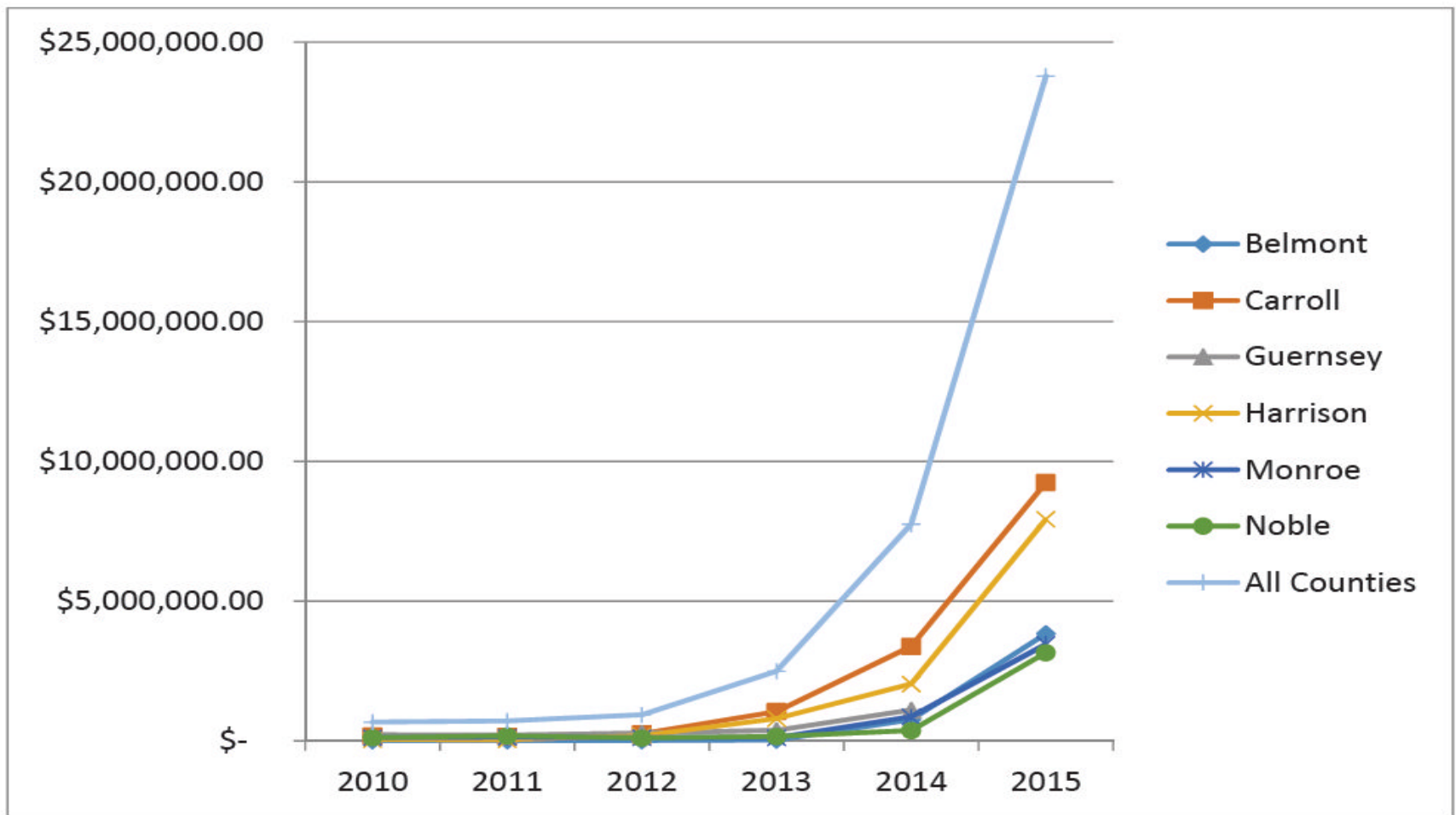


Source: Ohio Department of Natural Resources Department of Oil & Gas Resources (<http://oilandgas.ohiodnr.gov/shale>)

\$45.8 Million Paid



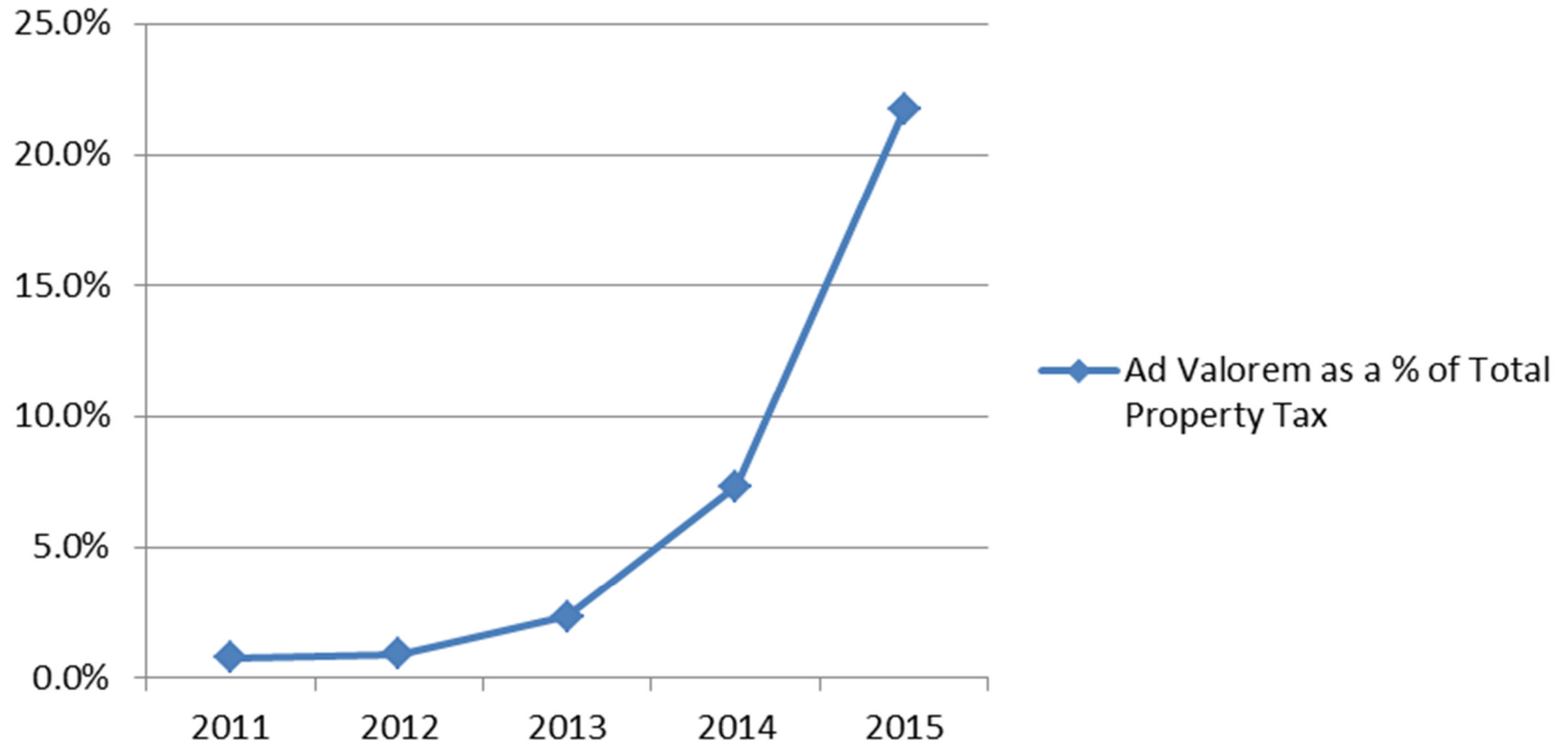
Real Estate Property Taxes Paid for Oil & Gas Wells(2010-2015)



Real Estate Tax from Wells is 24% of Total Property Tax



Real Estate Property Tax from Wells as a % of Total Property Tax

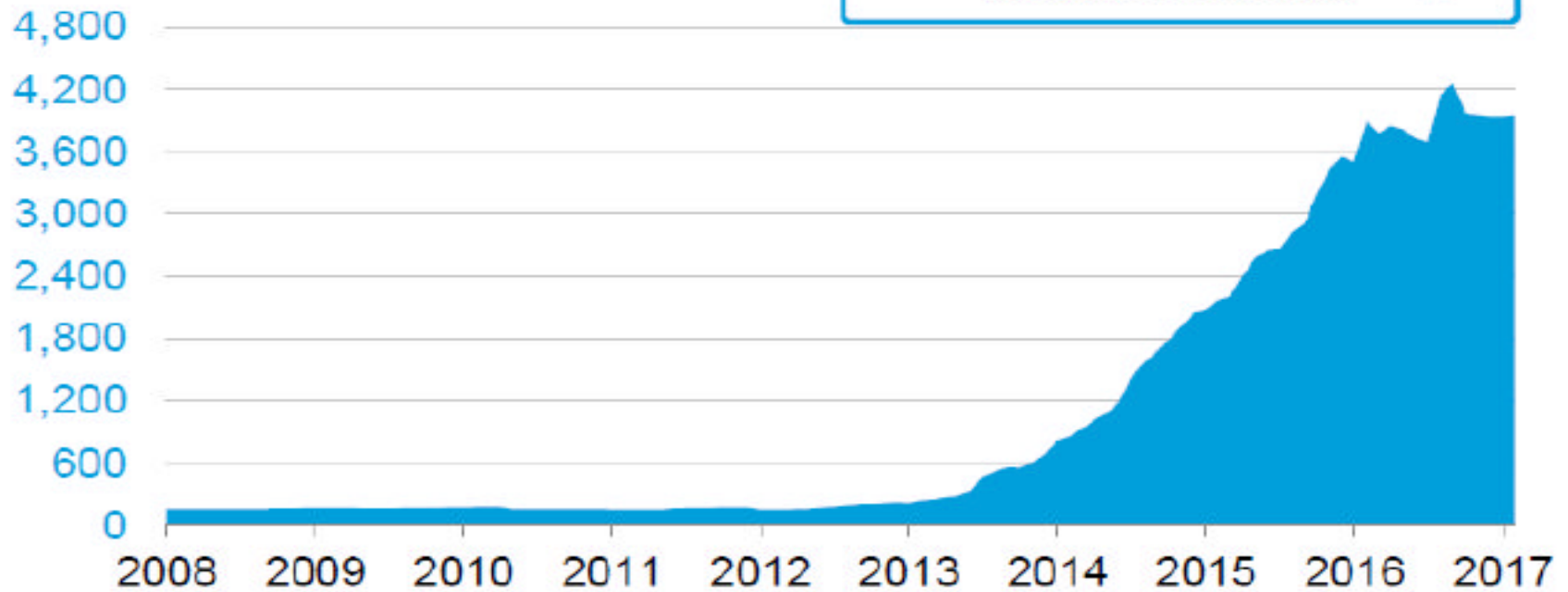


\$200-\$250 Million To Come



Utica Region
Natural gas production
million cubic feet/day

Gas +15
million cubic feet/day
month over month

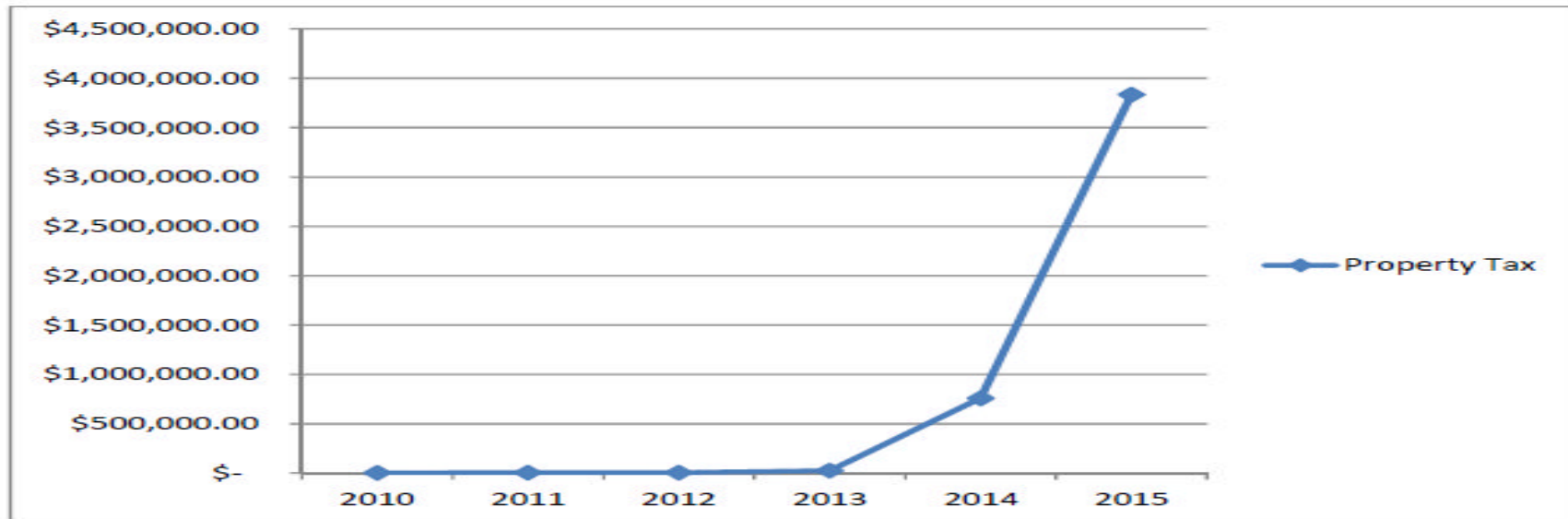


Belmont County



| Belmont County Shale Production & Property Taxes | | | |
|---|----------------------|-----------------------------|------------------------|
| Year | Oil (barrels) | Gas Production (Bcf) | Property Tax |
| 2010 | 0 | 0 | \$ 3,239.73 |
| 2011 | 0 | 0 | \$ 5,889.65 |
| 2012 | 630 | 0 | \$ 5,948.06 |
| 2013 | 21,374 | 12,360,722 | \$ 25,862.85 |
| 2014 | 154,013 | 95,246,696 | \$ 758,915.83 |
| 2015 | 257,129 | 270,251,876 | \$ 3,834,014.31 |
| Total | 433,146 | 377,859,294 | \$ 4,633,870.43 |

Belmont County Property Tax for Oil & Gas Wells

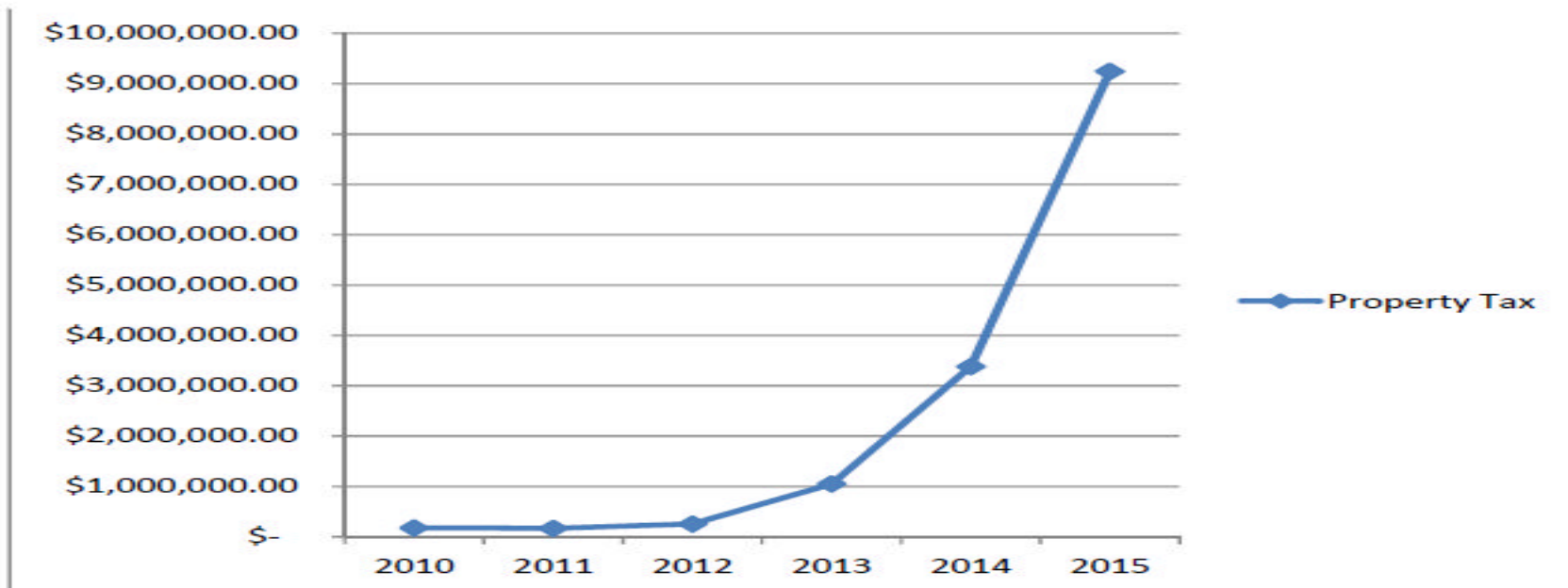


Carroll County



| Carroll County Shale Production & Property Taxes | | | |
|--|---------------|----------------------|------------------|
| Year | Oil (barrels) | Gas Production (Bcf) | Property Tax |
| 2010 | 0 | 0 | \$ 177,732.00 |
| 2011 | 46,326 | 2,561,524 | \$ 166,687.00 |
| 2012 | 352,958 | 7,751,602 | \$ 255,821.00 |
| 2013 | 1,768,635 | 50,224,722 | \$ 1,048,405.00 |
| 2014 | 3,962,654 | 161,137,566 | \$ 3,381,772.00 |
| 2015 | 5,673,333 | 212,610,576 | \$ 9,244,863.00 |
| Total | 11,803,906 | 434,285,990 | \$ 14,275,280.00 |

Carroll County Property Tax for Oil and Gas Wells

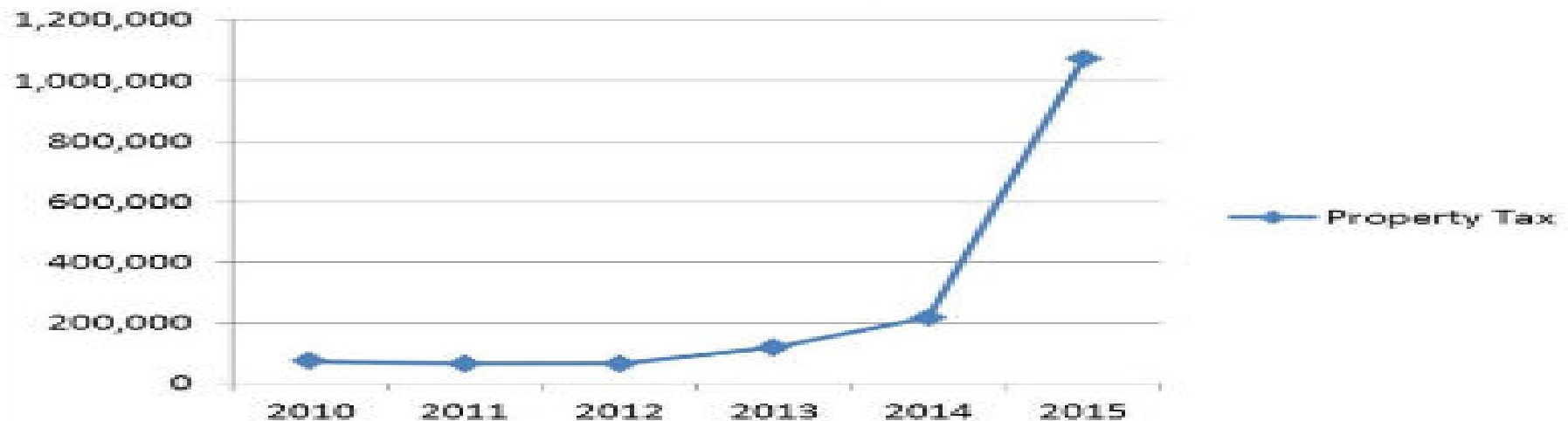


Columbiana County



| Year | Shale Oil (Barrels) | Shale Gas (McF) | Property Tax |
|--------------|---------------------|-----------------|------------------------|
| 2010 | 0 | 0 | \$ 73,821.00 |
| 2011 | 0 | 0 | \$ 65,445.00 |
| 2012 | 24085 | 132599 | \$ 66,728.00 |
| 2013 | 80411 | 3000276 | \$ 121,434.00 |
| 2014 | 172387 | 21272751 | \$ 216,954.00 |
| 2015 | 214412 | 37085472 | \$ 1,072,685.00 |
| Total | 491295 | 61491098 | \$ 1,617,067.00 |

Columbiana County Property Tax for Oil & Gas Wells (Ad Valorem)

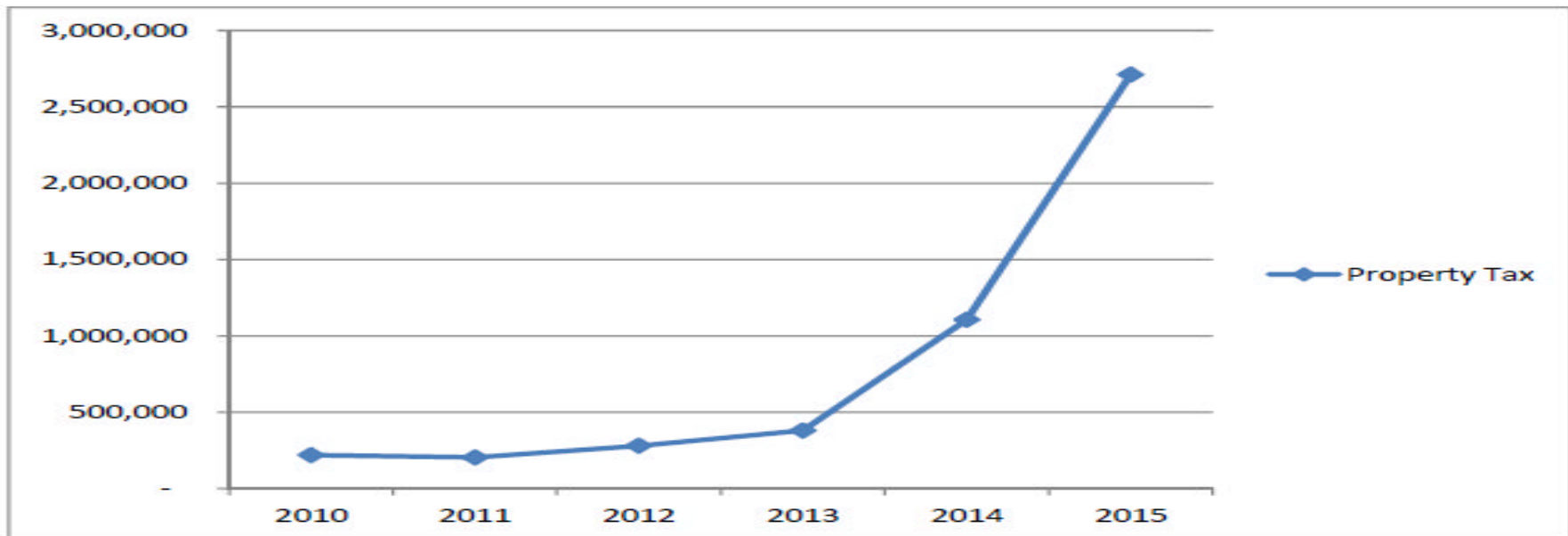


Guernsey County



| Guernsey County Shale Production & Property Taxes | | | |
|---|---------------|----------------------|-----------------|
| Year | Oil (barrels) | Gas Production (Bcf) | Property Tax |
| 2010 | - | - | \$ 218,959.00 |
| 2011 | - | - | \$ 204,000.00 |
| 2012 | 52,422 | 136,705 | \$ 279,382.00 |
| 2013 | 323,186 | 2,072,979 | \$ 379,962.00 |
| 2014 | 1,280,229 | 12,547,332 | \$ 1,105,735.00 |
| 2015 | 5,935,708 | 43,812,972 | \$ 2,711,412.00 |
| Total | 7,591,545 | 58,569,988 | \$ 4,899,450.00 |

Guernsey County Property Tax for Oil & Gas Wells

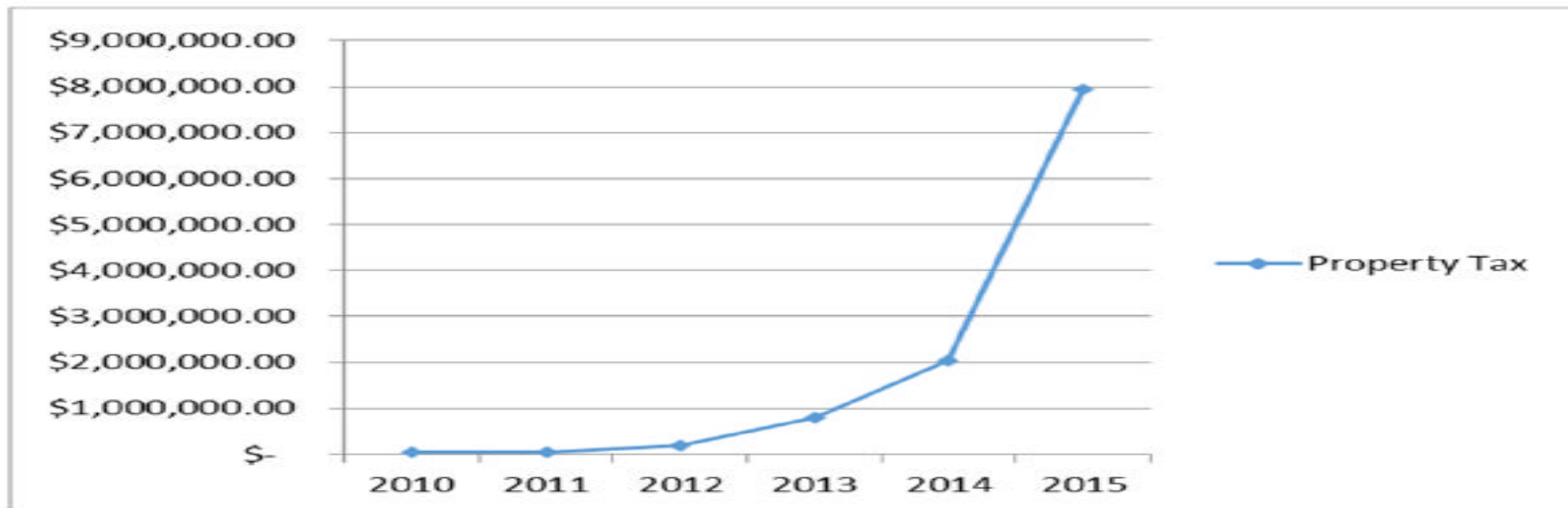


Harrison County



| Harrison County Shale Production & Property Taxes | | | |
|---|---------------|----------------------|------------------|
| Year | Oil (barrels) | Gas Production (Bcf) | Property Tax |
| 2010 | 0 | 0 | \$ 45,875.00 |
| 2011 | 13,472 | 1,523,465 | \$ 42,005.00 |
| 2012 | 69,278 | 447,334 | \$ 181,697.00 |
| 2013 | 1,096,509 | 12,659,094 | \$ 796,460.00 |
| 2014 | 2,913,700 | 49,975,816 | \$ 2,036,462.00 |
| 2015 | 6,652,597 | 140,010,399 | \$ 7,931,754.00 |
| Total | 10,745,556 | 204,616,108 | \$ 11,034,253.00 |

Harrison County Property Tax for Oil and Gas Wells

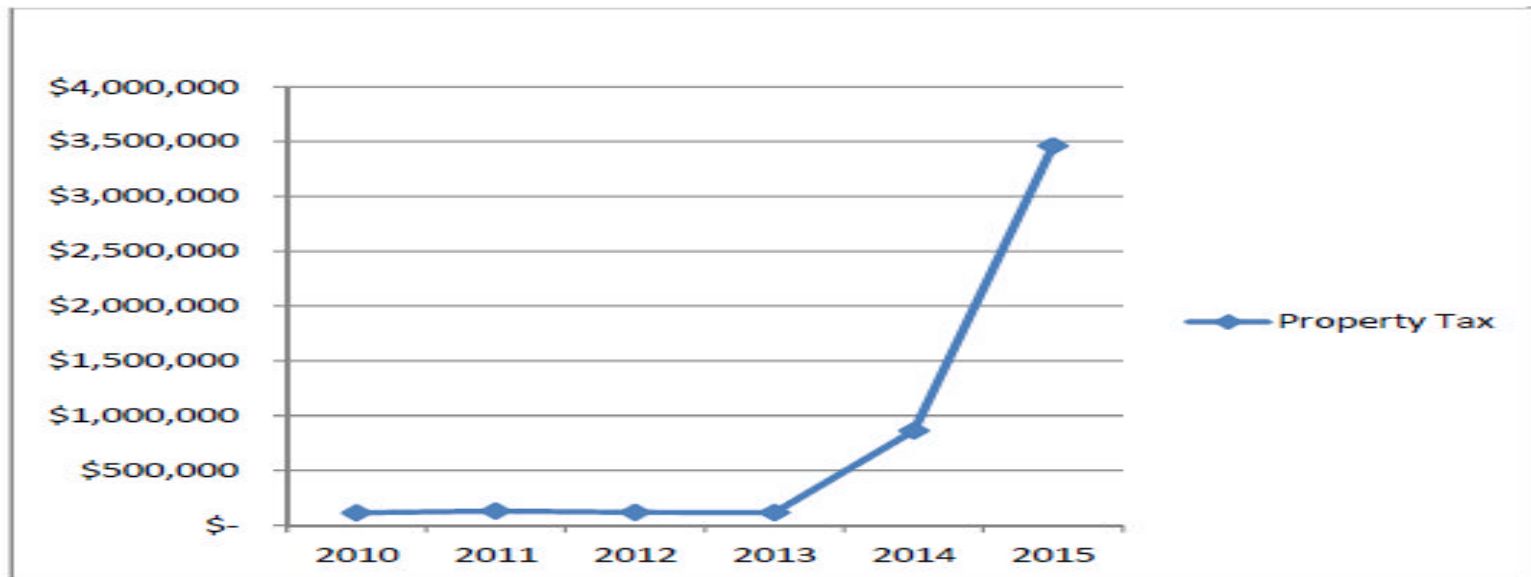


Monroe County



| Monroe County Shale Production & Property Taxes | | | |
|---|---------------|----------------------|-----------------|
| Year | Oil (barrels) | Gas Production (Bcf) | Property Tax |
| 2010 | 0 | 0 | \$ 113,897.00 |
| 2011 | 0 | 0 | \$ 129,062.00 |
| 2012 | 733 | 232,847 | \$ 118,069.00 |
| 2013 | 41,230 | 9,723,827 | \$ 115,607.00 |
| 2014 | 145,186 | 59,403,849 | \$ 862,784.00 |
| 2015 | 206,766 | 137,606,188 | \$ 3,460,418.00 |
| Total | 393,915 | 206,966,711 | \$ 4,799,837.00 |

Monroe County Property Tax for Oil & Gas Wells

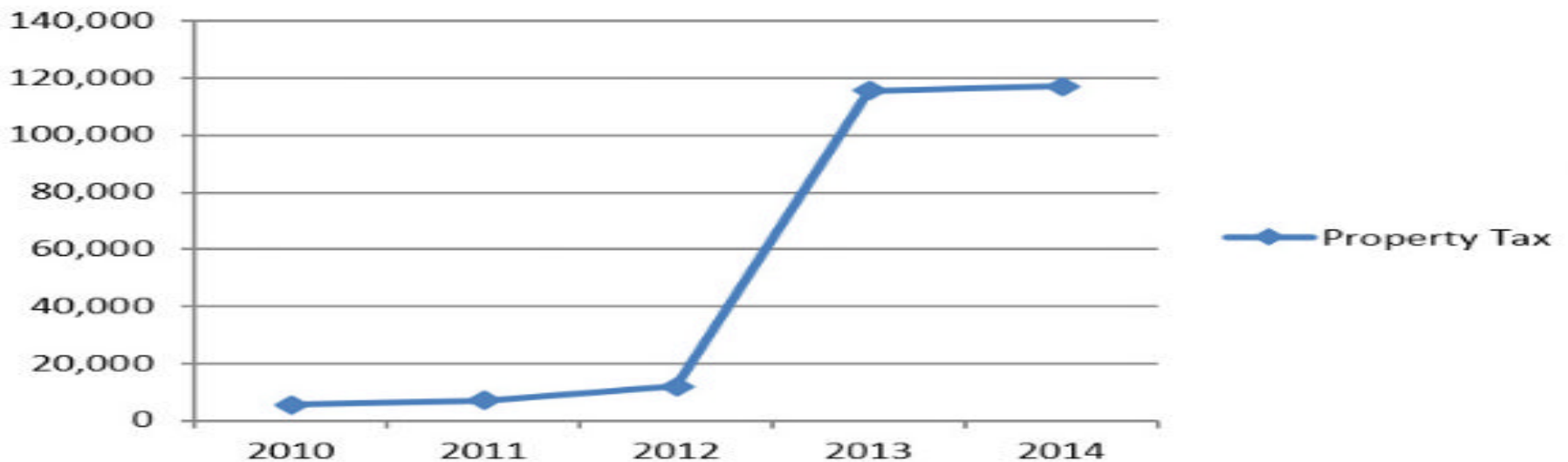


Jefferson County



| Year | Shale Oil (Barrels) | Shale Gas (McF) | Property Tax |
|--------------|---------------------|-------------------|----------------------|
| 2011 | 0 | 0 | \$ 5,653.06 |
| 2012 | 52 | 1,623,836 | \$ 7,024.05 |
| 2013 | 40 | 4,171,256 | \$ 12,005.51 |
| 2014 | 24 | 7,775,426 | \$ 115,646.73 |
| 2015 | 355 | 6,748,650 | \$ 117,127.57 |
| 2016 | 593 | 46,012,135 | \$ 221,380.28 |
| Total | 1064 | 66,331,303 | \$ 478,837.20 |

Jefferson County Property Tax for Oil & Gas Wells (Ad Valorem)

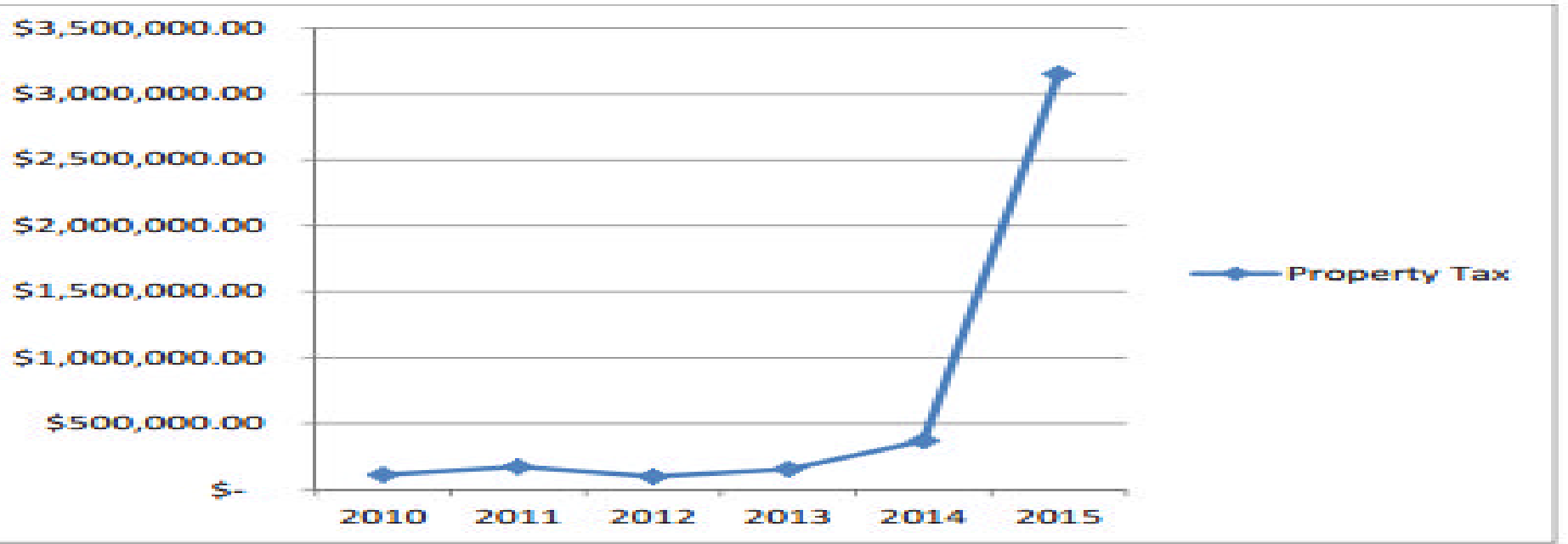


Noble County



| Noble County Shale Production & Property Taxes | | | |
|--|---------------|----------------------|-----------------|
| Year | Oil (barrels) | Gas Production (Bcf) | Property Tax |
| 2010 | 0 | 0 | \$ 113,139.00 |
| 2011 | 0 | 0 | \$ 172,945.00 |
| 2012 | 92,359 | 358,193 | \$ 99,443.00 |
| 2013 | 270,874 | 4,267,316 | \$ 154,947.00 |
| 2014 | 2,165,721 | 38,341,044 | \$ 369,989.00 |
| 2015 | 2,863,215 | 98,900,727 | \$ 3,153,112.00 |
| Total | 5,392,169 | 141,867,280 | \$ 4,063,575.00 |

Noble County Property Tax for oil & Gas Wells



Where does this money go?



Real World Impact to Local Communities



- East Guernsey School District Budget
 - Pre Shale - \$2 Million
 - Post Shale - \$4.1 Million



Thank You!



Mike Chadsey
Ohio Oil and Gas Association

mike@ooga.org

330-714-1271